

コヤマカブリダニ

Neoseiulus koyamanus


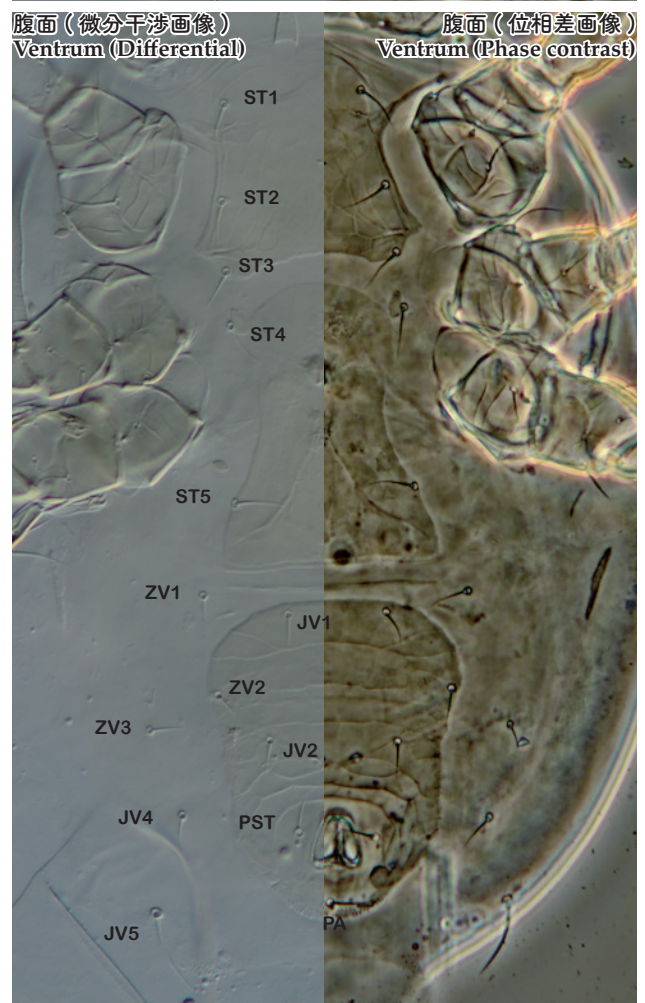
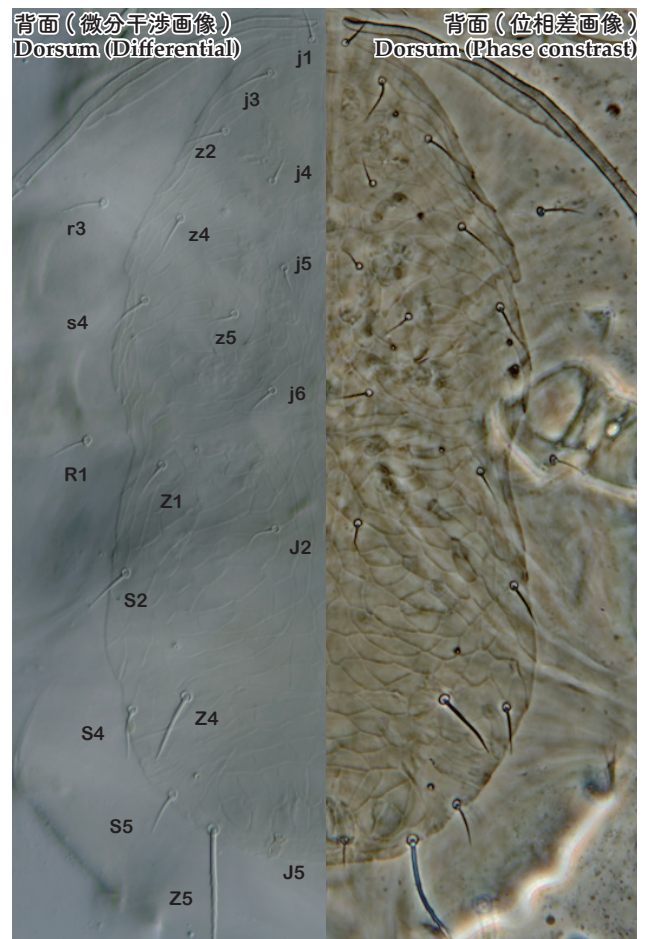
(Ehara & Yokogawa)

分類 : ムチカブリダニ亜科, ウスカブリダニ属

採集記録 : 埼玉 (22), 千葉 (4), 神奈川 (1), 京都 (1), 大阪 (1), 三重 (1), 奈良 (65), 兵庫 (1), 韓国, 中国

寄主植物 : ネギ (57), イヌタデ (9), ナス (8), ナシ (6), タンポポ (4), ノブドウ (2), ハナモモ (2), オヒシバ (1), キュウリ (1), クズ (1), サツマイモ (1), ダイズ (1), チトニア (1), トウガラシ (1), メロン (1)

形態の特徴 : 背板表面の網目模様はミヤコよりはやや不明瞭. 側列毛は4本 (j3, z2, z4, s4) で, 胴背毛はムチカブリダニ亜科の基本パターン. Z5 はやや長い (55 μ m). その他の胴背毛はほぼ同じ (12 μ m ~ 32 μ m). 周気管先端はj1の前方で直線的に対向する. 腹肛板はホームベース型または五角形. 腹肛板の前半部分に前肛毛3対 (JV1, JV2, ZV2) と小孔がある. 第IV脚の基ふ節に巨大毛がある. 受精囊頸部は杯状.



Neoseiulus koyamanus

Authority : Ehara & Yokogawa (1977)

Family : Phytoseiidae

Subfamily : Amblyseiinae

Tribe : Neoseiulini

Genus : *Neoseiulus*

JPN name : Koyama-kaburidani

First collection : Koyama, Tottori, 10-IX-1974, on a graminaceous plants (Ehara & Yokogawa, 1977).

Setal code : 10A:9B (dorsum) / JV-3:ZV (ventrum)

Measurements (μm) : Dorsal shield length 380, Dorsal shield width 200, j1 17, j3 22, j4 14, j5 13, j6 15, J2 18, J5 12, z2 19, z4 19, z5 14, Z1 19, Z4 32, Z5 53, s4 24, S2 24, S4 25, S5 22, r3 21, R1 20, JV5 34, macroseta basitarsus 46 (Ehara & Yokogawa, 1977)

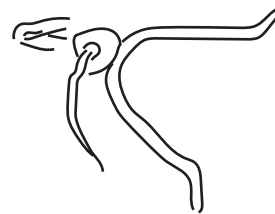
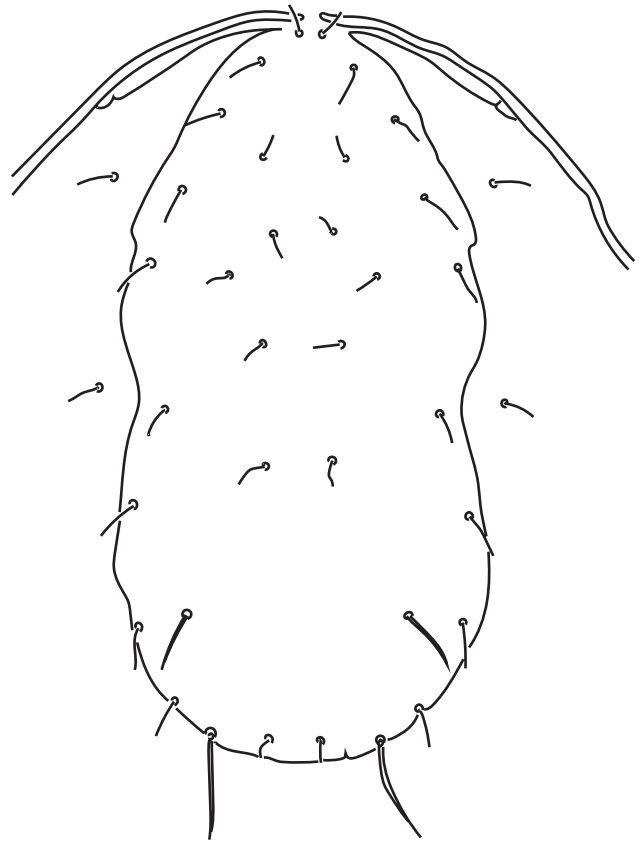
Similar sp. : *Neoseiulus californicus* (McGregor) 1954, *Neoseiulus reticulatus* (Oudemans) 1930, *Neoseiulus atsak* (Chant and Hansell) 1971.

Distribution : Japan (Saitama, Chiba, Kanagawa, Kyoto, Osaka, Mie, Nara, Hyogo), Korea, China.

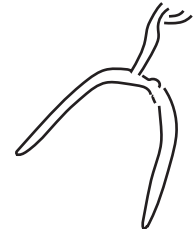
Plants : Welsh onion, *Persicaria longisetata*, Eggplant, Japanese pear, Dandelion, *Ampelopsis glandulosa* var. *heterophylla*, *Prunus persica*

References : Ehara S, Yokogawa M (1977) Two new Amblyseius from Japan with Notes on three other species (Acari: Phytoseiidae). Proc Jap Soc Syst Zool 13: 50-58.

Ehara S (1985) Five species of Phytoseiid mites from Japan with descriptions of two new species. Zoological Science 2: 115-121. Demite PR, McMurtry JA, Moraes GJ de (2014) Phytoseiidae Database: a website for taxonomic and distributional information on phytoseiid mites (Acari). Zootaxa 3795(5): 571-577. <http://www.lea.esalq.usp.br/phytoseiidae/>



Spermatheca of
N. koyamanus



Spermatheca of
N. californicus